

July 2017 Farm Survey

Quebec and Ontario

CONFIDENTIAL when completed.

Si vous préférez ce questionnaire en français, veuillez cocher

Please provide your email address.

Email address
C0009

If necessary, please make address label corrections in the boxes below (please print).

Legal name (if applicable)
C0001

Operating name (if applicable)
C0002

Address (number and street)
C0004

City
C0005

Province/territory C0006 Postal code C0007

Country
C0053

GENERAL INFORMATION

This survey is conducted under the authority of the *Statistics Act*, Revised Statutes of Canada, 1985, c. S-19. COMPLETION OF THIS QUESTIONNAIRE IS A LEGAL REQUIREMENT UNDER THIS ACT.

Survey purpose

This survey is to collect up-to-date information on stored grains, areas and expected yields of crops, and hay and pasture land. The data are used by Agriculture and Agri-Food Canada and other federal departments to develop and administer agricultural policies. This information is also used by provincial departments for production and price analysis and for economic research. Your information may also be used by Statistics Canada for other statistical and research purposes.

Confidentiality

Your answers are confidential.

The *Statistics Act* protects the confidentiality of information collected by Statistics Canada. Statistics Canada is prohibited by law from releasing any information it collects which could identify any person, business, or organization, unless consent has been given by the respondent or as permitted by the *Statistics Act*. Statistics Canada will use the information from this survey for statistical purposes.

Record linkages

To enhance the data from this survey, Statistics Canada may combine it with information from other surveys or from administrative sources.

Data-sharing agreements

To reduce respondent burden, Statistics Canada has entered into data-sharing agreements with provincial and territorial statistical agencies and other government organizations, which have agreed to keep the data confidential and use them only for statistical purposes. Statistics Canada will only share data from this survey with those organizations that have demonstrated a requirement to use the data.

Section 11 of the *Statistics Act* provides for the sharing of

information with provincial and territorial statistical agencies that meet certain conditions. These agencies must have the legislative authority to collect the same information, on a mandatory basis, and the legislation must provide substantially the same provisions for confidentiality and penalties for disclosure of confidential information as the *Statistics Act*. Because these agencies have the legal authority to compel businesses to provide the same information, consent is not requested and businesses may not object to the sharing of the data.

For this survey, there are **Section 11** agreements with the provincial statistical agencies of Quebec and Ontario.

The shared data will be limited to information pertaining to business establishments located within the jurisdiction of the respective province.

Section 12 of the *Statistics Act* provides for the sharing of information with federal, provincial or territorial government organizations. For this survey, there is a **Section 12** agreement with the Ontario Ministry of Agriculture, Food and Rural Affairs. Under **Section 12**, you may refuse to share your information with this organization by writing a letter of objection to the Chief Statistician and returning it with the completed questionnaire. Please specify the organization with which you do not want to share your data.

For agreements with provincial government organizations, the shared data will be limited to information pertaining to business establishments located within the jurisdiction of the respective province.

Fax or e-mail transmission disclosure

Statistics Canada advises you that there could be a risk of disclosure during the transmission of information by facsimile or e-mail. However, upon receipt, Statistics Canada will provide the guaranteed level of protection afforded all information collected under the authority of the *Statistics Act*.

If necessary, please make address label corrections in the boxes below (please print).

MAIN RESPONDENT

Given name and initial(s) C0008 <input type="text"/>		Family name C0028 <input type="text"/>	
Telephone number C0017 <input type="text"/>	Fax number C0016 <input type="text"/>	Other telephone number C0506 <input type="text"/>	
Number and street name C0504 <input type="text"/>			
Post office (name of city, town or village where mail is received) C0507 <input type="text"/>		Province C0512 <input type="text"/>	Postal code C0510 <input type="text"/>
E-mail address (if applicable) C0018 <input type="text"/>			

ALTERNATE RESPONDENT

Given name and initial(s) C0603 <input type="text"/>		Family name C0601 <input type="text"/>	
<input type="checkbox"/> C0600 Check this box if the address and telephone number are the same as main respondent.			
Telephone number C0602 <input type="text"/>	Fax number C0604 <input type="text"/>	Other telephone number C0606 <input type="text"/>	
Number and street name C0609 <input type="text"/>			
Post office (name of city, town or village where mail is received) C0611 <input type="text"/>		Province C0612 <input type="text"/>	Postal code C0610 <input type="text"/>

ALTERNATE RESPONDENT

Given name and initial(s) C0703 <input type="text"/>		Family name C0701 <input type="text"/>	
<input type="checkbox"/> C0700 Check this box if the address and telephone number are the same as main respondent.			
Telephone number C0702 <input type="text"/>	Fax number C0704 <input type="text"/>	Other telephone number C0706 <input type="text"/>	
Number and street name C0709 <input type="text"/>			
Post office (name of city, town or village where mail is received) C0711 <input type="text"/>		Province C0712 <input type="text"/>	Postal code C0710 <input type="text"/>

SECTION A GRAINS IN STORAGE

The following questions refer to grains in storage on your farm on July 31, 2017.

Include:

- grains harvested in or prior to 2016;
- grains owned by someone else but stored on your farm;
- grains purchased for animal feed or seed.

Exclude:

- brand name feeds that were purchased (feed rations);
- grains that you own but are stored off your farm (e.g. elevator, another farm, storage ticket, condominium storage).




IMPORTANT: Any crops harvested as forage or green silage should not be included as "grains in storage".

Units of measure	Bushels (BU)	Metric tonnes (MT)	Imperial tons (IT)	Kilograms (KG)	Pounds (LB)	Hundredweight (CWT)
Code	1	2	3	4	5	6

1. Did you or will you have any grains in storage on your farm on July 31, 2017?

806 1 Yes 3 No  Go to section B

2. In the table below, indicate what was or will be the quantity in storage on your farm on July 31, 2017.

Crop	Quantity in storage	Unit of measure <i>See table above</i>
a. Barley	509 <input type="text"/> <input type="text"/> <input type="text"/> <input type="text"/> <input type="text"/> <input type="text"/> <input type="text"/> <input type="text"/> <input type="text"/> <input type="text"/>	<input type="checkbox"/> or other <input type="text"/>
b. Canola	515 <input type="text"/> <input type="text"/> <input type="text"/> <input type="text"/> <input type="text"/> <input type="text"/> <input type="text"/> <input type="text"/> <input type="text"/> <input type="text"/>	<input type="checkbox"/> or other <input type="text"/>
c. Corn for Grain (include seed corn but exclude sweet corn)	514 <input type="text"/> <input type="text"/> <input type="text"/> <input type="text"/> <input type="text"/> <input type="text"/> <input type="text"/> <input type="text"/> <input type="text"/> <input type="text"/>	3. What is the percent moisture content of the Corn for Grain in storage?  If Quebec respondent, go to question 4. Else, go to the next crop.
		1.0 to 40.0% 983 <input type="text"/> %
d. Dry Beans, Coloured, total	536 <input type="text"/> <input type="text"/> <input type="text"/> <input type="text"/> <input type="text"/> <input type="text"/> <input type="text"/> <input type="text"/> <input type="text"/> <input type="text"/>	<input type="checkbox"/> or other <input type="text"/>
e. Dry Beans, White Pea (Navy)	529 <input type="text"/> <input type="text"/> <input type="text"/> <input type="text"/> <input type="text"/> <input type="text"/> <input type="text"/> <input type="text"/> <input type="text"/> <input type="text"/>	<input type="checkbox"/> or other <input type="text"/>
f. Mixed Grains (two or more grains sown together)	513 <input type="text"/> <input type="text"/> <input type="text"/> <input type="text"/> <input type="text"/> <input type="text"/> <input type="text"/> <input type="text"/> <input type="text"/> <input type="text"/>	<input type="checkbox"/> or other <input type="text"/>
g. Oats	508 <input type="text"/> <input type="text"/> <input type="text"/> <input type="text"/> <input type="text"/> <input type="text"/> <input type="text"/> <input type="text"/> <input type="text"/> <input type="text"/>	<input type="checkbox"/> or other <input type="text"/>
h. Rye (Spring and Fall)	582 <input type="text"/> <input type="text"/> <input type="text"/> <input type="text"/> <input type="text"/> <input type="text"/> <input type="text"/> <input type="text"/> <input type="text"/> <input type="text"/>	<input type="checkbox"/> or other <input type="text"/>
i. Soybeans	528 <input type="text"/> <input type="text"/> <input type="text"/> <input type="text"/> <input type="text"/> <input type="text"/> <input type="text"/> <input type="text"/> <input type="text"/> <input type="text"/>	<input type="checkbox"/> or other <input type="text"/>
j. Wheat, Spring	503 <input type="text"/> <input type="text"/> <input type="text"/> <input type="text"/> <input type="text"/> <input type="text"/> <input type="text"/> <input type="text"/> <input type="text"/> <input type="text"/>	<input type="checkbox"/> or other <input type="text"/>
	 If Quebec respondent, go to question 5. Else, go to the next crop.	
k. Wheat, Winter (include only grains harvested in or prior to 2016, don't count 2017 harvest)	506 <input type="text"/> <input type="text"/> <input type="text"/> <input type="text"/> <input type="text"/> <input type="text"/> <input type="text"/> <input type="text"/> <input type="text"/> <input type="text"/>	<input type="checkbox"/> or other <input type="text"/>
	 If Quebec respondent, go to question 6.	

QUEBEC RESPONDENTS ONLY

4. What percentage of your Corn for Grain in storage is intended for the commercial market?

900 %

5. What percentage of your Spring Wheat in storage is intended for human consumption?

972 %

6. What percentage of your Winter Wheat in storage is intended for human consumption?

606 %

CORN FOR GRAIN AND SOYBEANS IN STORAGE ON AUGUST 31, 2017

7. If you reported corn for grain and/or soybeans in storage on your farm as of July 31, 2017 (on page 3), indicate the expected quantity on **August 31, 2017** in the table below.

Crop	Quantity in storage on August 31, 2017	Unit of measure <i>See table on page 3</i>
a. Corn for Grain (include seed corn but exclude sweet corn)	5160 <input type="text"/> <input type="text"/> <input type="text"/> <input type="text"/> <input type="text"/> <input type="text"/> <input type="text"/> <input type="text"/> <input type="text"/> <input type="text"/> <input type="text"/>	<input type="text"/> or other <input type="text"/>
b. Soybeans	5280 <input type="text"/> <input type="text"/> <input type="text"/> <input type="text"/> <input type="text"/> <input type="text"/> <input type="text"/> <input type="text"/> <input type="text"/> <input type="text"/>	<input type="text"/> or other <input type="text"/>

SECTION B FARM GRAIN STORAGE CAPACITY

1. As of July 31, 2017, what is the total fixed permanent grain storage capacity on your farm?

Quantity	Unit of measure <i>See table on page 3</i>
5000 <input type="text"/> <input type="text"/> <input type="text"/> <input type="text"/> <input type="text"/> <input type="text"/> <input type="text"/> <input type="text"/> <input type="text"/> <input type="text"/> <input type="text"/>	<input type="text"/> or other <input type="text"/>

2. As of July 31, 2017, what percentage of total grain stored on your farm is stored using temporary storage methods? (e.g. silo bags, under tarp, etc.)

5002 %

The following questions deal with **ALL LAND OPERATED**.

Include: – Land rented from other operations and Crown or public land used for agricultural purposes.

Exclude: – Land rented to other operations.

SECTION C FALL RYE AND WINTER WHEAT

Units of measure

Area		Yield						Total production	
1	Acres	Bushels (BU)	Kilograms (KG)	Metric tonnes (MT)	Imperial tons (IT)	Pounds (LB)	Hundredweight (CWT)	BU	19 – 1 (19)
2	Hectares							MT	19 – 2 (21)
3	Arpents	1	2	3	4	5	6	IT	19 – 3 (22)
		7	8	9	10	11	12	KG	19 – 4 (20)
		13	14	15	16	17	18	LB	19 – 5 (23)
								CWT	19 – 6 (24)

1. Did you seed any Fall Rye or Winter Wheat in the fall of 2016?

⁰⁹⁵ 1 Yes ³ No ➔ Go to section D

2. Which crops did you seed?

Fall Rye Winter Wheat

3. In the table below, indicate the area seeded and the area harvested or to be harvested as grain. Also indicate the yield or total production you obtained or will obtain.

Crop	Seeded area	Unit of measure (area*)	Harvested as grain area	Yield / total production	Unit of measure (yield or total production*)
	*See table above				
a. Fall Rye	¹¹² <input type="text"/> <input type="text"/> <input type="text"/> <input type="text"/> <input type="text"/> <input type="text"/>	<input type="text"/>	⁷¹² <input type="text"/> <input type="text"/> <input type="text"/> <input type="text"/> <input type="text"/>	³¹² <input type="text"/> <input type="text"/> <input type="text"/> <input type="text"/> <input type="text"/>	<input type="text"/> <input type="text"/>
b. Winter Wheat	¹⁰⁶ <input type="text"/> <input type="text"/> <input type="text"/> <input type="text"/> <input type="text"/> <input type="text"/>	<input type="text"/>	⁷⁰⁶ <input type="text"/> <input type="text"/> <input type="text"/> <input type="text"/> <input type="text"/>	³⁰⁶ <input type="text"/> <input type="text"/> <input type="text"/> <input type="text"/> <input type="text"/>	<input type="text"/> <input type="text"/>
➔ If Quebec respondent, go to question 4. Else, go to section D					
c. Total harvested as grain area (sum of 3a to 3b)		<input type="text"/>	<input type="text"/> <input type="text"/> <input type="text"/> <input type="text"/> <input type="text"/>		

QUEBEC RESPONDENTS ONLY

4. What percentage of your Winter Wheat, harvested as grain, is intended for human consumption?

⁰⁹⁷ %

➔ Go to section D

SECTION D SEEDED AREAS, HARVESTED AREAS AND YIELD

1. Did you seed any crops in 2017?

969 1

Yes

3

No




Go to section E

2. In the table below, indicate the area seeded and the area harvested or to be harvested as grain. Also indicate the yield or total production you obtained or will obtain.

Crop	Seeded area	Unit of measure (area*)	Harvested area / Harvested as grain area	Yield / total production	Unit of measure (yield or total production*)
	*See table on page 5				
a. Barley (include Winter Barley seeded in the fall of 2016)	209 <input type="text"/> <input type="text"/> <input type="text"/> <input type="text"/> <input type="text"/> <input type="text"/>	<input type="text"/>	709 <input type="text"/> <input type="text"/> <input type="text"/> <input type="text"/> <input type="text"/> <input type="text"/>	309 <input type="text"/> <input type="text"/> <input type="text"/> <input type="text"/> <input type="text"/> <input type="text"/>	<input type="text"/> <input type="text"/>
b. Buckwheat	226 <input type="text"/> <input type="text"/> <input type="text"/> <input type="text"/> <input type="text"/> <input type="text"/>	<input type="text"/>	726 <input type="text"/> <input type="text"/> <input type="text"/> <input type="text"/> <input type="text"/> <input type="text"/>	328 <input type="text"/> <input type="text"/> <input type="text"/> <input type="text"/> <input type="text"/> <input type="text"/>	<input type="text"/> <input type="text"/>
c. Canola (include Winter Canola seeded in the fall of 2016)	215 <input type="text"/> <input type="text"/> <input type="text"/> <input type="text"/> <input type="text"/> <input type="text"/>	<input type="text"/>	715 <input type="text"/> <input type="text"/> <input type="text"/> <input type="text"/> <input type="text"/> <input type="text"/>	315 <input type="text"/> <input type="text"/> <input type="text"/> <input type="text"/> <input type="text"/> <input type="text"/>	<input type="text"/> <input type="text"/>
d. Corn for Grain (include seed corn but exclude sweet corn)	216 <input type="text"/> <input type="text"/> <input type="text"/> <input type="text"/> <input type="text"/> <input type="text"/>	<input type="text"/>	714 <input type="text"/> <input type="text"/> <input type="text"/> <input type="text"/> <input type="text"/> <input type="text"/>	316 <input type="text"/> <input type="text"/> <input type="text"/> <input type="text"/> <input type="text"/> <input type="text"/>	<input type="text"/> <input type="text"/>
3. What is the percent moisture content of the Corn for Grain? ➡ Go to the next crop. If this is the last crop, go to section E				1.0 to 40.0% 987 <input type="text"/> %	
e. Dry Beans, Black (Black Turtle, Preto)	246 <input type="text"/> <input type="text"/> <input type="text"/> <input type="text"/> <input type="text"/> <input type="text"/>	<input type="text"/>	746 <input type="text"/> <input type="text"/> <input type="text"/> <input type="text"/> <input type="text"/> <input type="text"/>	346 <input type="text"/> <input type="text"/> <input type="text"/> <input type="text"/> <input type="text"/> <input type="text"/>	<input type="text"/> <input type="text"/>
f. Dry Beans, Cranberry (Romano)	257 <input type="text"/> <input type="text"/> <input type="text"/> <input type="text"/> <input type="text"/> <input type="text"/>	<input type="text"/>	757 <input type="text"/> <input type="text"/> <input type="text"/> <input type="text"/> <input type="text"/> <input type="text"/>	357 <input type="text"/> <input type="text"/> <input type="text"/> <input type="text"/> <input type="text"/> <input type="text"/>	<input type="text"/> <input type="text"/>
g. Dry Beans, Dark Red Kidney	262 <input type="text"/> <input type="text"/> <input type="text"/> <input type="text"/> <input type="text"/> <input type="text"/>	<input type="text"/>	762 <input type="text"/> <input type="text"/> <input type="text"/> <input type="text"/> <input type="text"/> <input type="text"/>	362 <input type="text"/> <input type="text"/> <input type="text"/> <input type="text"/> <input type="text"/> <input type="text"/>	<input type="text"/> <input type="text"/>
h. Dry Beans, Faba (Fava, Broad)	265 <input type="text"/> <input type="text"/> <input type="text"/> <input type="text"/> <input type="text"/> <input type="text"/>	<input type="text"/>	735 <input type="text"/> <input type="text"/> <input type="text"/> <input type="text"/> <input type="text"/> <input type="text"/>	335 <input type="text"/> <input type="text"/> <input type="text"/> <input type="text"/> <input type="text"/> <input type="text"/>	<input type="text"/> <input type="text"/>
i. Dry Beans, Great Northern	260 <input type="text"/> <input type="text"/> <input type="text"/> <input type="text"/> <input type="text"/> <input type="text"/>	<input type="text"/>	763 <input type="text"/> <input type="text"/> <input type="text"/> <input type="text"/> <input type="text"/> <input type="text"/>	363 <input type="text"/> <input type="text"/> <input type="text"/> <input type="text"/> <input type="text"/> <input type="text"/>	<input type="text"/> <input type="text"/>
j. Dry Beans, Light Red Kidney	264 <input type="text"/> <input type="text"/> <input type="text"/> <input type="text"/> <input type="text"/> <input type="text"/>	<input type="text"/>	764 <input type="text"/> <input type="text"/> <input type="text"/> <input type="text"/> <input type="text"/> <input type="text"/>	364 <input type="text"/> <input type="text"/> <input type="text"/> <input type="text"/> <input type="text"/> <input type="text"/>	<input type="text"/> <input type="text"/>
k. Dry Beans, Pinto	265 <input type="text"/> <input type="text"/> <input type="text"/> <input type="text"/> <input type="text"/> <input type="text"/>	<input type="text"/>	765 <input type="text"/> <input type="text"/> <input type="text"/> <input type="text"/> <input type="text"/> <input type="text"/>	365 <input type="text"/> <input type="text"/> <input type="text"/> <input type="text"/> <input type="text"/> <input type="text"/>	<input type="text"/> <input type="text"/>
l. Dry Beans, Small Red (Red Mexican)	266 <input type="text"/> <input type="text"/> <input type="text"/> <input type="text"/> <input type="text"/> <input type="text"/>	<input type="text"/>	766 <input type="text"/> <input type="text"/> <input type="text"/> <input type="text"/> <input type="text"/> <input type="text"/>	366 <input type="text"/> <input type="text"/> <input type="text"/> <input type="text"/> <input type="text"/> <input type="text"/>	<input type="text"/> <input type="text"/>
m. Dry Beans, White Pea (Navy)	229 <input type="text"/> <input type="text"/> <input type="text"/> <input type="text"/> <input type="text"/> <input type="text"/>	<input type="text"/>	729 <input type="text"/> <input type="text"/> <input type="text"/> <input type="text"/> <input type="text"/> <input type="text"/>	329 <input type="text"/> <input type="text"/> <input type="text"/> <input type="text"/> <input type="text"/> <input type="text"/>	<input type="text"/> <input type="text"/>
n. Dry Beans, Other and unknown	267 <input type="text"/> <input type="text"/> <input type="text"/> <input type="text"/> <input type="text"/> <input type="text"/>	<input type="text"/>	767 <input type="text"/> <input type="text"/> <input type="text"/> <input type="text"/> <input type="text"/> <input type="text"/>	367 <input type="text"/> <input type="text"/> <input type="text"/> <input type="text"/> <input type="text"/> <input type="text"/>	<input type="text"/> <input type="text"/>
o. Fodder Corn	217 <input type="text"/> <input type="text"/> <input type="text"/> <input type="text"/> <input type="text"/> <input type="text"/>	<input type="text"/>			
p. Mixed Grains (two or more grains sown together)	213 <input type="text"/> <input type="text"/> <input type="text"/> <input type="text"/> <input type="text"/> <input type="text"/>	<input type="text"/>	713 <input type="text"/> <input type="text"/> <input type="text"/> <input type="text"/> <input type="text"/> <input type="text"/>	313 <input type="text"/> <input type="text"/> <input type="text"/> <input type="text"/> <input type="text"/> <input type="text"/>	<input type="text"/> <input type="text"/>
q. Oats	208 <input type="text"/> <input type="text"/> <input type="text"/> <input type="text"/> <input type="text"/> <input type="text"/>	<input type="text"/>	708 <input type="text"/> <input type="text"/> <input type="text"/> <input type="text"/> <input type="text"/> <input type="text"/>	308 <input type="text"/> <input type="text"/> <input type="text"/> <input type="text"/> <input type="text"/> <input type="text"/>	<input type="text"/> <input type="text"/>
r. Potatoes	218 <input type="text"/> <input type="text"/> <input type="text"/> <input type="text"/> <input type="text"/> <input type="text"/>	<input type="text"/>	718 <input type="text"/> <input type="text"/> <input type="text"/> <input type="text"/> <input type="text"/> <input type="text"/>	318 <input type="text"/> <input type="text"/> <input type="text"/> <input type="text"/> <input type="text"/> <input type="text"/>	<input type="text"/> <input type="text"/>

2. Continued: In the table below, indicate the area seeded and the area harvested or to be harvested as grain. Also indicate the yield or total production you obtained or will obtain.

Crop	Seeded area	Unit of measure (area*)	Harvested area / Harvested as grain area	Yield / total production	Unit of measure (yield or total production*)
	<i>*See table on page 5</i>				
s. Soybeans	228 <input type="text"/> <input type="text"/> <input type="text"/> <input type="text"/> <input type="text"/> <input type="text"/>	<input type="text"/>	728 <input type="text"/> <input type="text"/> <input type="text"/> <input type="text"/> <input type="text"/> <input type="text"/>	328 <input type="text"/> <input type="text"/> <input type="text"/> <input type="text"/> <input type="text"/> <input type="text"/>	<input type="text"/> <input type="text"/>
t. Spring Rye	210 <input type="text"/> <input type="text"/> <input type="text"/> <input type="text"/> <input type="text"/> <input type="text"/>	<input type="text"/>	710 <input type="text"/> <input type="text"/> <input type="text"/> <input type="text"/> <input type="text"/> <input type="text"/>	310 <input type="text"/> <input type="text"/> <input type="text"/> <input type="text"/> <input type="text"/> <input type="text"/>	<input type="text"/> <input type="text"/>
u. Sugar Beets	232 <input type="text"/> <input type="text"/> <input type="text"/> <input type="text"/> <input type="text"/> <input type="text"/>	<input type="text"/>	737 <input type="text"/> <input type="text"/> <input type="text"/> <input type="text"/> <input type="text"/> <input type="text"/>	337 <input type="text"/> <input type="text"/> <input type="text"/> <input type="text"/> <input type="text"/> <input type="text"/>	<input type="text"/> <input type="text"/>
v. Tobacco	227 <input type="text"/> <input type="text"/> <input type="text"/> <input type="text"/> <input type="text"/> <input type="text"/>	<input type="text"/>			
w. Wheat, Spring	203 <input type="text"/> <input type="text"/> <input type="text"/> <input type="text"/> <input type="text"/> <input type="text"/>	<input type="text"/>	703 <input type="text"/> <input type="text"/> <input type="text"/> <input type="text"/> <input type="text"/> <input type="text"/>	303 <input type="text"/> <input type="text"/> <input type="text"/> <input type="text"/> <input type="text"/> <input type="text"/>	<input type="text"/> <input type="text"/>
	 If Quebec respondent, go to question 4. Else, go to the next crop. If this is the last crop, go to section E				
x. Other Field Crops (list in comments)	225 <input type="text"/> <input type="text"/> <input type="text"/> <input type="text"/> <input type="text"/> <input type="text"/>	<input type="text"/>			
y. Total seeded area (sum of 2a to 2x)	<input type="text"/> <input type="text"/> <input type="text"/> <input type="text"/> <input type="text"/> <input type="text"/>	<input type="text"/>			

QUEBEC RESPONDENTS ONLY

4. What percentage of your harvested Spring Wheat is intended for human consumption?

603 %

 Go to the next crop. If this is the last crop, go to section E

SECTION E TAME HAY AND FORAGE SEED

Alfalfa and Alfalfa mixtures

Include: – Alfalfa and Alfalfa mixed with varieties of clover, trefoil, bromegrass, timothy, orchardgrass, canarygrass, ryegrass, fescue, sorghum-sudan and wheatgrass.

Exclude: – All forage crop area harvested or to be harvested for commercial seed purposes, crops harvested or that will be harvested green to be used to feed animals and under-seeded areas.

Other Tame Hay

Include: – Varieties of clover, trefoil, bromegrass, timothy, orchardgrass, canarygrass, ryegrass, fescue, sorghum-sudan and wheatgrass.

Exclude: – Alfalfa and Alfalfa mixtures, all forage crop area harvested or to be harvested for commercial seed purposes and crops harvested or that will be harvested green to be used to feed animals.

Forage Seed

Include: – All forage crop area harvested or to be harvested for seed and forage crops grown commercially for seed purposes such as alfalfa and alfalfa mixtures, varieties of clover, trefoil, bromegrass, timothy, orchardgrass, canarygrass, ryegrass, fescue, sorghum-sudan and wheatgrass.

Exclude: – Forage crops harvested or to be harvested for hay or to be used for pasture.

Units of measure

Area

1	Acres	2	Hectares	3	Arpents
----------	-------	----------	----------	----------	---------

1. Are you growing any Alfalfa or Tame Hay or Forage Seed in 2017?

²⁰⁰ ¹ Yes ³ No Go to section F

2. Which crops are you growing?

Alfalfa and Alfalfa mixtures Go to question 3

Other Tame Hay Go to question 4

Forage Seed Go to question 5

ALFALFA AND ALFALFA MIXTURES

3. What is your total area of Alfalfa and Alfalfa mixtures? (exclude under-seeded areas)

Crop	Total area	Unit of measure (area) <i>See table above</i>
Alfalfa and Alfalfa mixtures	²⁴⁹ <input type="text"/> <input type="text"/> <input type="text"/> <input type="text"/> <input type="text"/>	<input type="text"/>

Go to the next crop. If this is the last crop, go to question 6

OTHER TAME HAY

4. What is your total area of all Other Tame Hay? (exclude under-seeded areas)

Crop	Total area	Unit of measure (area) <i>See table above</i>
Other Tame Hay	²⁵⁶ <input type="text"/> <input type="text"/> <input type="text"/> <input type="text"/> <input type="text"/>	<input type="text"/>

Go to the next crop. If this is the last crop, go to question 6

FORAGE SEED

5. What is your total area of Forage Seed? (exclude under-seeded areas)

Crop	Total area	Unit of measure (area) See table on page 8
Forage Seed	²⁴⁷ <input type="text"/> <input type="text"/> <input type="text"/> <input type="text"/> <input type="text"/> <input type="text"/>	<input type="text"/>

➡ Go to the next question

6. What is your total area of Tame Hay and Forage Seed? (sum of E3 to E5)

Crop	Total area	Unit of measure (area) See table on page 8
Tame Hay and Forage Seed (sum of E3 to E5)	<input type="text"/> <input type="text"/> <input type="text"/> <input type="text"/> <input type="text"/> <input type="text"/>	<input type="text"/>

SECTION F LAND BALANCE

Land for pasture or grazing:

All land which is being used for pasture, grazing, native pasture, native hay, rangeland and grazable bush used for the grazing or feeding of livestock.

Exclude: – Areas to be harvested as dry hay, silage or forage seed;
– Community pastures, co-operative grazing associations or grazing reserves.

If a field is used the same year for harvesting Tame Hay and as a pasture, count it only once as a Tame Hay field.

Other Land:

- Area of farmstead: farm buildings, farmyard, home garden and roads;
- Idle land: improved land which was cropped, pastured or used for agricultural purposes last year, but is not being cropped this year;
- Fall crop area ploughed under but not reseeded;
- New broken land: land which has been cleared and prepared for cultivation but will not be cropped;
- Winterkilled land: winterkilled area from crops sown in the previous fall, which will not be reseeded or pastured to another crop;
- Wasteland, woodland, cut-over land, slough, swamp, marshland and irrigation ditches;
- Summerfallow land: land on which no crop will be grown during the year, but which may be cultivated or worked for weed control and/or moisture conservation, or it may simply be left to lay fallow in order to renew the soil;
- Chemfallow: summerfallow where herbicides are used without working the soil;
- Fruits and vegetables, mushrooms, maple trees, Christmas trees and sod.

Units of measure

Area

1	Acres	2	Hectares	3	Arpents
----------	-------	----------	----------	----------	---------

What is your total area of land for pasture or grazing and other land in 2017?

Land use	Total area	Unit of measure (area) See table above
1. Land for pasture or grazing	²²² <input type="text"/> <input type="text"/> <input type="text"/> <input type="text"/> <input type="text"/> <input type="text"/>	<input type="text"/>
2. Other land	²⁴¹ <input type="text"/> <input type="text"/> <input type="text"/> <input type="text"/> <input type="text"/> <input type="text"/>	<input type="text"/>
3. Total land balance (sum of F1 to F2)	<input type="text"/> <input type="text"/> <input type="text"/> <input type="text"/> <input type="text"/> <input type="text"/>	<input type="text"/>

SECTION G TOTAL LAND AREA

What is the Total Land Area in 2017?

Land use	Total area	Unit of measure (area) <i>See table on page 9</i>
1. Total land area	□□□□□□	□
2. Sum of sections C3c + D2y + E6 + F3	²⁰¹ □□□□□□	□
3. Difference between G1 and G2 (G1-G2) If the difference is substantial, please explain in comments	□□□□□□	□

COMMENTS

For information only

Thank you for your cooperation
For more information on this survey, please access www.statcan.gc.ca/survey.