

# AN INTERNATIONAL OVERVIEW OF EXPERIENCES WITH OPEN DATA

## 2016 International Methodology Symposium



Timothy Herzog  
Data Scientist  
March 22, 2016



# What is Open Data?



Open data and content can be **freely used, modified, and shared** by **anyone** for **any purpose**

- **Context**
- **Owner**
- **License and terms of use**
- **Human and machine readable**
- **Exceptions for privacy, national security, trade secret, etc**



# Where is Open Data?

<http://dataportals.org>

**519 Data Portals listed »**





# WHY ARE GOVERNMENTS DOING OPEN DATA?

- Openness, Transparency & Accountability
- Improve Public Services
- Innovation & Economic Value
- Public Sector Efficiency





# WHY ARE DEVELOPING COUNTRIES DOING OPEN DATA?

## All these:

- Openness, Transparency & Accountability
- Improve Public Services
- Innovation & Economic Value
- Public Sector Efficiency

## Plus:


- Support Broader Government Agenda
- Answer Specific Development Questions





# BUDGET TRANSPARENCY & IMPROVED SERVICE DELIVERY IN UGANDA

[Home](#) [About](#) [Budget Library](#) [Budget Dashboard](#) [Register](#) [Login](#)



## Uganda Budget Information

MINISTRY OF FINANCE PLANNING AND ECONOMIC DEVELOPMENT

[Free Hotline 0800 229 229](#) [Mon – Fri 9am – 5pm](#) [budget@finance.go.ug](mailto:budget@finance.go.ug) [Quick Search](#)

header

# Know Your Budget

The Uganda Budget Information website promotes transparency and accountability in the use of public funds by allowing you to access and give feedback on national and local government budgets and performance.

[Your Local Budget](#) [Your National Budget](#) [The Budget Library](#)

This tool enables the user to access budget information of how resources are allocated and utilized up to the Parish level. The tool details information on plans and performances as well as financial details. The tool allows users to provide feedback on service delivery in their local area.

Select Region

Select District

Select Sub County


SEARCH & REPORT

## RECENT PHOTOS

# Give

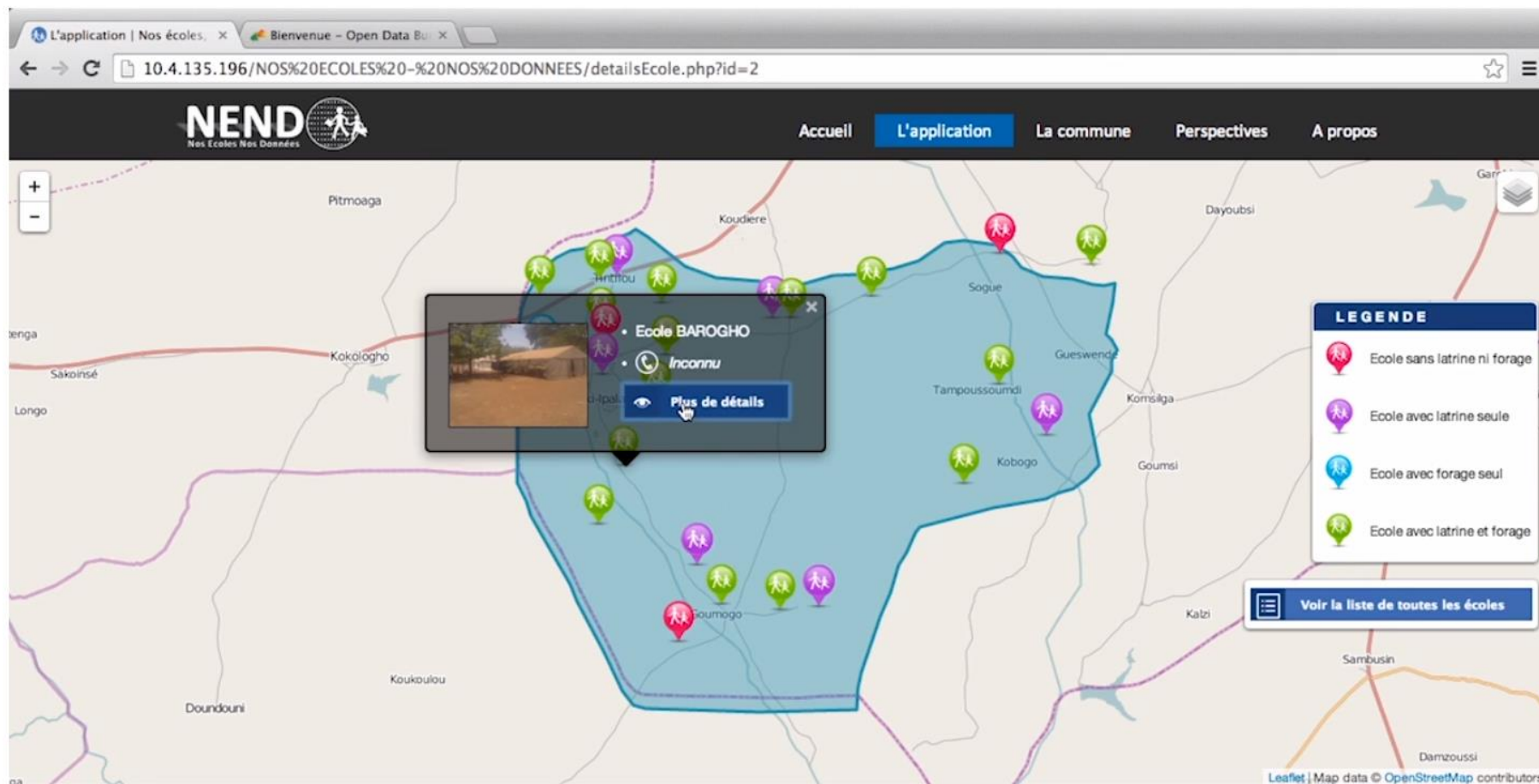
**Finance minister  
hails initiative..**

5

 **WORLD BANK GROUP**



# OPENING EDUCATION DATA IN BURKINA FASO





# TEACHER ABSENTEEISM IN NIGERIA

## Location-specific data in Benin City

Select a story from the options below. These visualizations utilize data collected in 2013 and published on the [Edo State Open Data Portal](#).

Maps were made using [Tilemill](#) and hosted by [Mapbox](#). You can use both of these tools for free.

### Getting to school

Bus stops and their proximity to selected schools in Benin City.

### Tracking illegal waste dumping

Legal and illegal waste dump locations in Benin City.

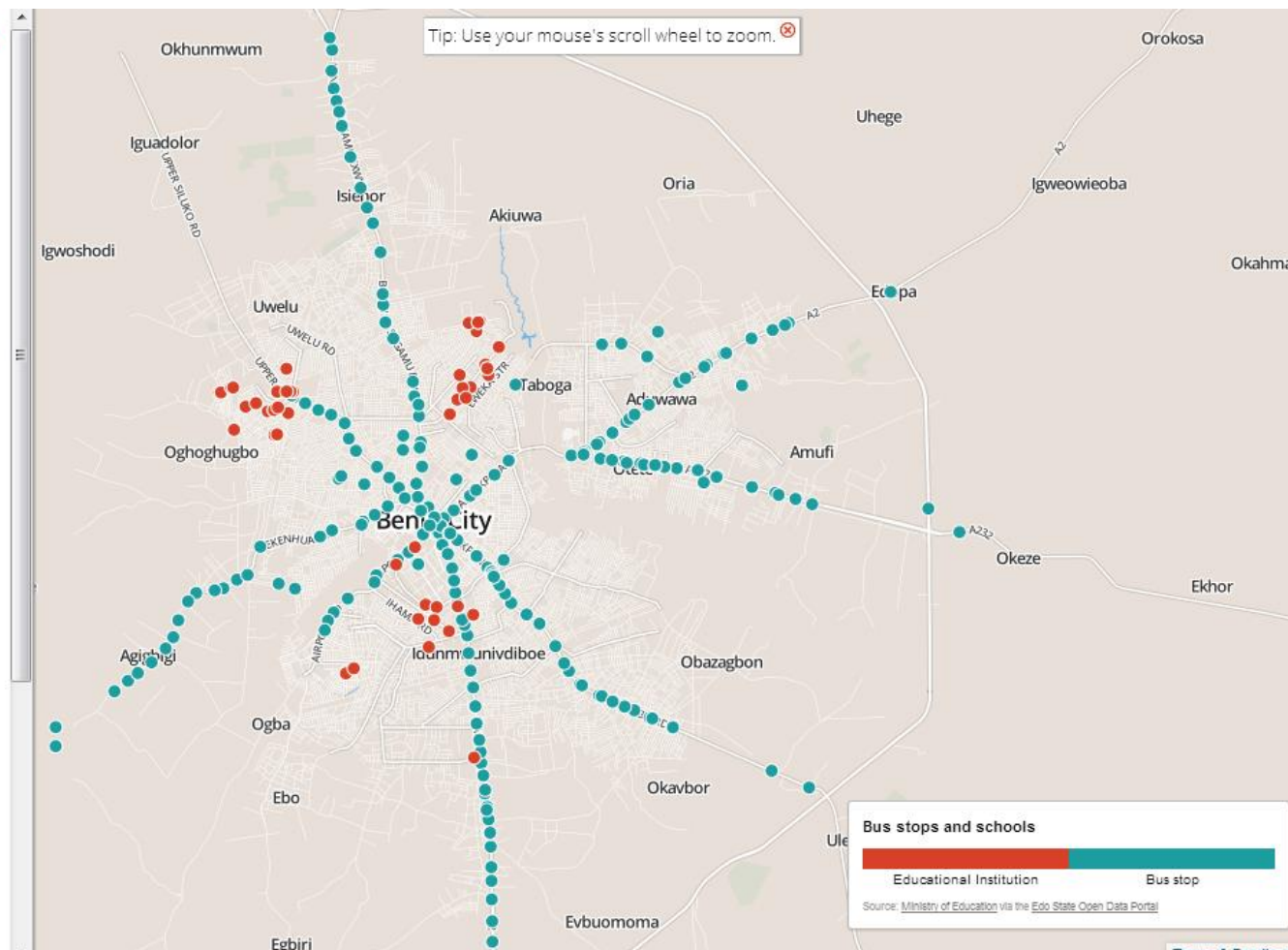
### Churches and shops

Over 70 religious institutions mapped alongside shops and bars in Benin City.

### Healthy travel

Selected hotels and health care organizations mapped in Benin City.

This website was made in support of the launch of the Edo State Open Data Portal. The goal of this website is to demonstrate how free and open tools can leverage open data for visual storytelling.





# TOOLS TO GET STARTED: OPEN DATA TOOLKIT

## Data

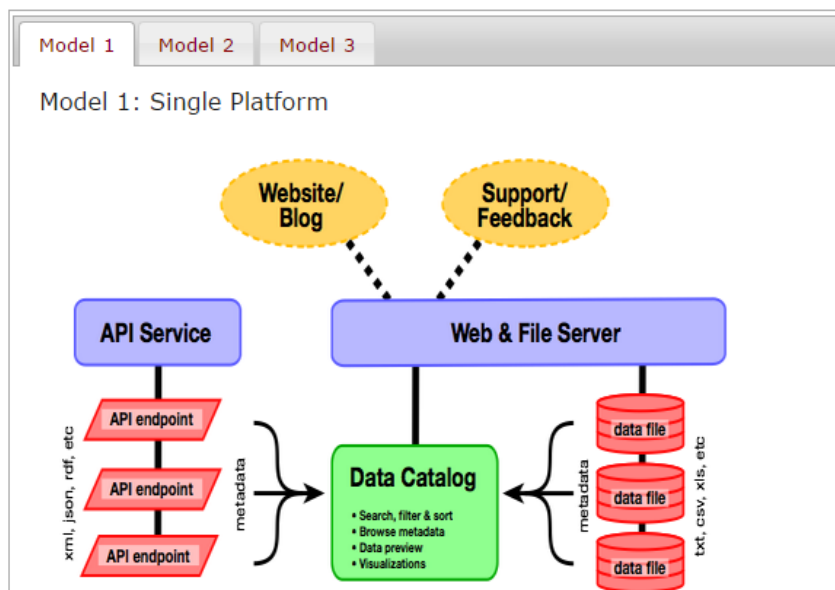
### Technology Options



#### Three Models of an Open Data Catalog

The three models below present one way of thinking about an Open Data catalog system. The intent here is to show how various elements and services relate to each other, and how the system changes at different scales.

Click a graphic below to view it at full size.



🏠 Open Government Data Toolkit

➤ Open Data in 60 Seconds

➤ Open Data Essentials

➤ Starting an Open Data Initiative

#### ▼ Technology Options

Three Models of an Open Data Catalog

Commonly Used Open Data Platforms

Additional Reading

➤ Demand and Engagement

➤ Supply and Quality of Data

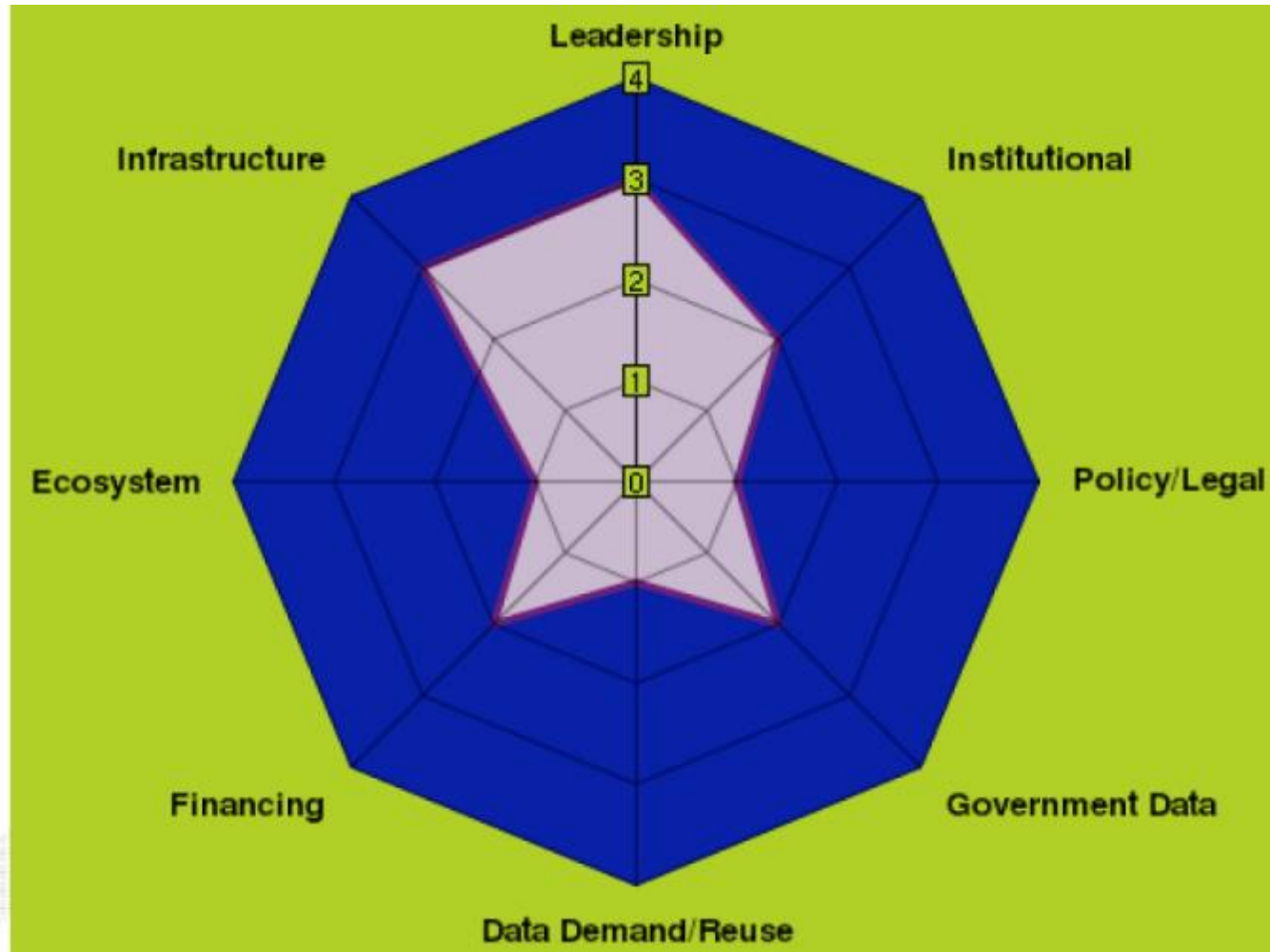
➤ Readiness Assessment Tool

➤ Technical Assistance and Funding

<http://opendatatoolkit.worldbank.org>



# TOOLS TO GET STARTED: OPEN DATA READINESS ASSESSMENTS





# TOOLS TO GET STARTED: OPEN DATA READINESS ASSESSMENTS

## Steps in an ODRA:

1. Form a small government counterpart team
2. Advance field work and desk research
3. 2 weeks of field work and ministerial interviews
4. Wrapup Workshop with Preliminary Findings
5. Full report of findings and Action Plan



# OPEN DATA & NSOs

## NSO Objectives (NSDS)

- Produce high-quality statistics
- Authoritative published statistical record
- Greater use and usability of statistics

## Open Data Objectives

- Improved public services
- Greater transparency and accountability
- Innovation in use of data



# OPEN DATA OPPORTUNITIES FOR NSOs

- Open Data increases use/-reuse of data; maximize investments in statistics and data production
- Open Data can reduce costs
- Increase in NSO profile, enhanced reputation
- Improved data quality

<http://bit.ly/opendata-nsos>



# ROLE OF NSOs IN OPEN DATA

- Source of high-value, high-demand govt. statistics
- Provide technical expertise
- Establish and oversee standards
- Provide training (in- and outside government)
- Engage international communities
- Usually not the lead or implementing agency



# INTEGRATING DDI WITH OPEN DATA CATALOGS

The screenshot shows the CKAN (Comprehensive Knowledge and Community Architecture) interface. The top navigation bar includes links for Datasets, Organizations, Groups, and About, along with a search bar. The breadcrumb trail indicates the current location: Home / Datasets / Comprehensive Food Security ...

The dataset page for 'Comprehensive Food Security and Vulnerability Analysis and Nutrition Survey 2009' is displayed. It features a sidebar with social media links (Google+, Twitter, Facebook) and a 'Followers' count of 0. The main content area includes tabs for Dataset, Groups, Activity Stream, and Related. The dataset title is prominently displayed, followed by a 'Data and Resources' section with an 'Explore' button.

The 'Identification' section contains the following information:

Field	Value
Source	Comprehensive Food Security and Vulnerability Analysis and Nutrition Survey 2009
Abbreviation	CFSVA&NS 2009
Study Type	Other Household Survey [hh/oth]
Series Information	The 2009 Comprehensive Food Security and Vulnerability Analysis & Nutrition Survey (CFSVA & NS) together with its partners. This baseline survey is a joint initiative and has

<http://extensions.ckan.org/>




# KEY LESSONS FOR SUCCESS

- Start small, learn, & grow
- Perfect is the enemy of the good
- Engage the public and civil society





# CASE STUDY: EDO STATE, NIGERIA



We hope this data will become a platform for improving transparency, catalyzing innovation, and enabling social and economic development. We encourage all users to leverage the information in this portal to develop tools and applications which benefit all Edo State citizens.

## RECENTLY UPDATED DATASETS

### List of Tractors in M.O.A.N.R

The list of tractors owned by the Ministry of Agriculture and Natural Resources and the state of

## LATEST BLOG POSTS

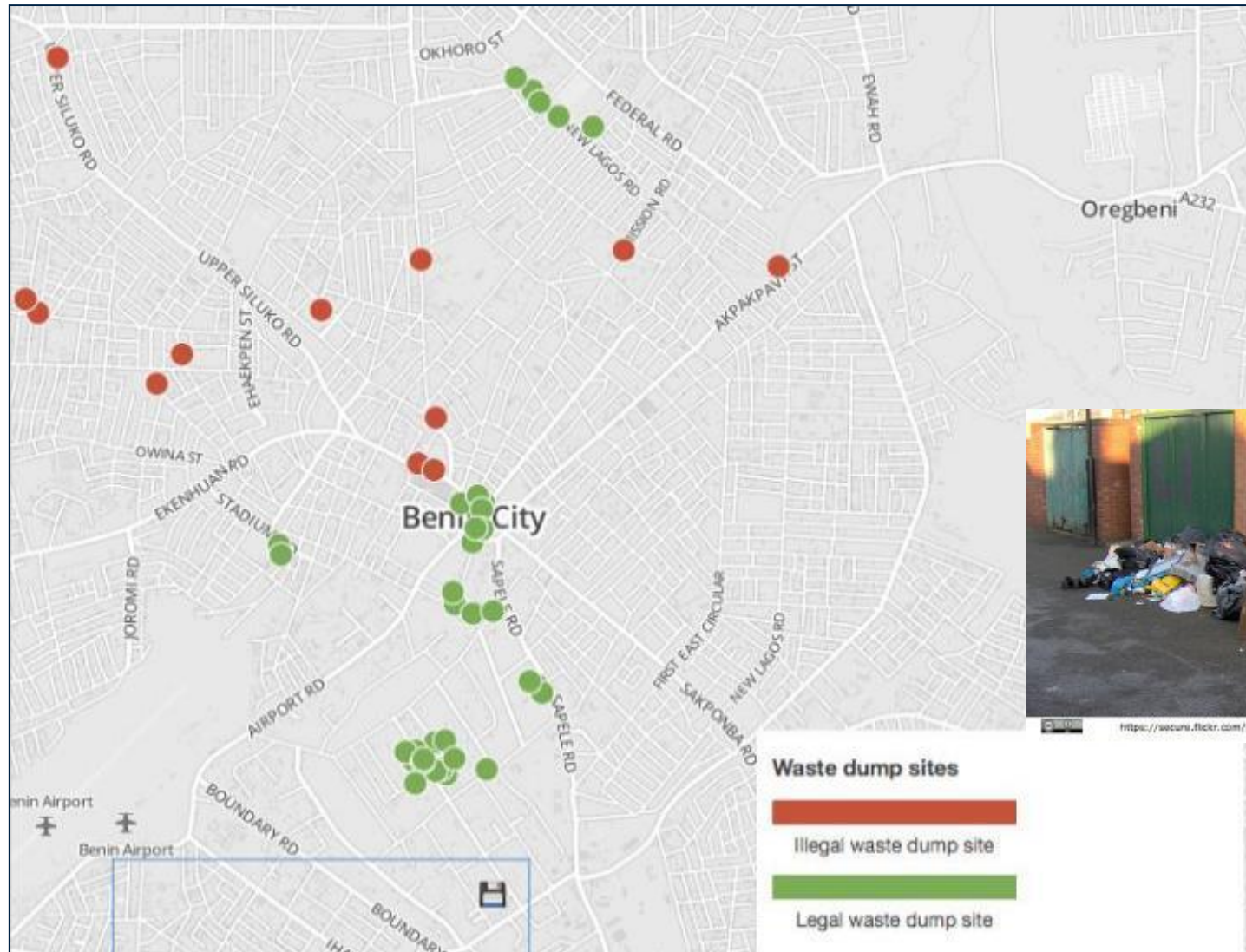
### Bridging the gap between Government and the Public by Digitalization

Bridging the gap between Government and the

<http://data.edostate.gov.ng>



# CASE STUDY: EDO STATE, NIGERIA





# 2 VIEWS ON DATA: REVOLUTION OR ECOSYSTEM?



- Building partnerships
- Filling data gaps
- Strengthening data capacity
- Setting standards



- Putting data to use
- Citizens as data users & co-creators
- Catalyzing development



# THANK YOU!



<http://opendatatoolkit.worldbank.org>  
<http://bit.ly/opendata-nsos>

Tim Herzog - <http://twitter.com/tgherzog>



# INTEGRATING DDI WITH OPEN DATA CATALOGS

The screenshot shows the CKAN (Composable Knowledge Access Network) interface. The top navigation bar is dark blue with the CKAN logo and a menu icon. Below the navigation bar, the page title is 'Datasets'. On the left side, there are three filter sections: 'Organizations' (showing 'There are no Organizations that match this search'), 'Groups' (showing 'There are no Groups that match this search'), and 'Tags' (showing 'velocidad-efectiva-...' with a count of 6). The main content area features a search bar with the placeholder 'Search datasets...', an 'Order by' dropdown menu set to 'Relevance', and a bold heading '173 datasets found'. Below this, two dataset entries are displayed. The first entry is '1991 Labor Force Survey (July)', with a description: 'The scope of the LFS includes: Demographic Characteristics: household membership, relationship to household head, sex, age, marital status, highest grade completed'. It has an 'XML' tag. The second entry is 'The World Bank Listening to LAC (L2L) Pilot 2012', with a description: 'The scope of the study includes rigorous testing using experimental design of: - reliability testing - criterion validity testing - attrition rate - cost of data...'.

<http://extensions.ckan.org>